



Club Health Assessment for District 105CW through July 2025

			Status	Membership					Reports					Finance	LCIF	
Club Number	Club Name	Charter Date	Times in Status Quo in Past 2 Years	Current Member Count **	YTD Members Added	YTD Members Dropped	YTD Net Growth% ***	Member Count 1 Year Ago	Dropped Members Avg.Length of Service	Months Since Membership Update	Current Officers Reported ****	Current President Repeated Term	VP Reported *****	Last Date Reported Service (mm/yyyy)	Account Balance	YTD Donations
Clubs less than two years old																
182169	Birmingham Nepalese	06/10/2025	Newly Chartered	15	0	0	0.00%	0		1	Y	2				
172952	Coventry Earlsdon	07/05/2024	Active	29	0	0	0.00%	24		6	Y	2		08/2024		
172257	Coventry Kenyan	06/17/2024	Active	8	0	0	0.00%	20		1	Y					
179742	Coventry Nepalese	12/05/2024	Active(1)	20	0	0	0.00%	0		7	N	None				
182170	Leamington Spa	06/10/2025	Newly Chartered	21	1	0	5.00%	0		0	Y	2				
180545	Melton Mowbray Young	06/13/2025	Newly Chartered	18	0	2	-10.00%	0	1	0	N	None				
172797	Rugby Heritage	08/07/2024	Active	12	0	0	0.00%	0		1	Y	2	N	07/2025		
180546	Warwickshire Westwood	03/27/2025	Active	33	1	0	3.13%	0		1	Y	2		06/2025	90+ Days	
158051	Wolverhampton Nepalese	04/30/2024	Active(1)	16	0	0	0.00%	20		1	Y					
Clubs more than two years old																
32817	ABERTILLERY	10/05/1976	Active	15	0	0	0.00%	16		1	Y			09/2019		
19959	AMMANFORD	02/12/1970	Active	16	0	0	0.00%	17		1	Y	9	N	04/2025		
	Exc Award (06/30/2022)															
19784	BALSALL COMMON	12/26/1973	Active	51	0	0	0.00%	44		1	Y			05/2025		\$308.53
	Exc Award (06/30/2018, 06/30/2021, 06/30/2024)															
31471	BARWELL & EARL SHILTON	12/08/1975	Active	21	2	0	10.53%	20		0	Y	2	R	07/2025		
	Exc Award (06/30/2021, 06/30/2023)															
34312	BEDWORTH	07/18/1977	Active	7	0	0	0.00%	7		25	Y	10		09/2024		
	Exc Award (06/30/2024)															
44062	BILSTON & WILLENHALL L C	06/25/1984	Active	12	0	0	0.00%	12		3	Y	14	N	04/2025		
	Exc Award (06/30/2024)															
37252	BIRMINGHAM ACOCKS GREEN	06/11/1979	Active	22	0	0	0.00%	22		2	Y		IP	06/2025		
	Exc Award (06/30/2024)															
47229	BIRMINGHAM CHINATOWN	04/20/1987	Active	16	0	1	-5.88%	19	2	0	Y	2	N	02/2025		\$219.40
46058	BIRMINGHAM HANDSWORTH	04/04/1986	Active	17	0	0	0.00%	18		1	Y	2	N	10/2024		
43027	BIRMINGHAM MOSELEY & KINGS HEATH	09/01/1983	Active	24	0	0	0.00%	17		1	Y	2		04/2025		\$315.39




Club Health Assessment for District 105CW through July 2025

			Status	Membership					Reports					Finance		LCIF	
Club Number	Club Name	Charter Date	Times in Status Quo in Past 2 Years	Current Member Count **	YTD Members Added	YTD Members Dropped	YTD Net Growth% ***	Member Count 1 Year Ago	Dropped Members Avg.Length of Service	Months Since Membership Update	Current Officers Reported ****	Current President Repeated Term	VP Reported *****	Last Date Reported Service (mm/yyyy)	Account Balance	YTD Donations	
19960	BLACK MOUNTAINS L C	02/22/1973	Active	9	0	0	0.00%	14		2	Y	2	N	12/2024		\$274.24	
19961	BRECON	03/22/1972	Active	12	0	0	0.00%	12		16	Y	2		12/2024			
30206	BRIDGEND	02/07/1975	Active	19	0	0	0.00%	20		2	Y		N	12/2024			
19976	BRISTOL BRUNEL	07/16/1971	Active	22	1	0	4.76%	23		0	Y	2	N	07/2025			
38076	BROMSGROVE	02/29/1980	Active	9	0	0	0.00%	9		4	Y	5		04/2025			
145087	Bromyard	02/16/2021	Active	11	0	0	0.00%	11		3	Y		IP	06/2025			
38331	CAERFFILI	04/25/1980	Active	4	0	0	0.00%	4		1	Y	4		01/2023			
19962	CARDIFF	01/18/1968	Active	7	0	1	-12.50%	11	3	0	Y			10/2024			
29225	CARMARTHEN	04/26/1974	Active	12	0	0	0.00%	11		10	Y			05/2025			
49798	CASTLE BROMWICH & DIST	08/04/1989	Active	13	0	0	0.00%	14		0	Y	2	N	09/2024			
142354	Central West British Isles 2020 Virtual Exc Award (06/30/2021, 06/30/2023)	08/21/2020	Active	19	0	0	0.00%	15		1	Y	3		06/2025		\$2,989.32	
19983	CHELTENHAM	06/15/1960	Active	12	0	0	0.00%	13		9	Y			10/2024			
19984	CHEPSTOW AND CALDICOT	11/24/1971	Active	20	0	0	0.00%	22		1	Y	5		07/2025			
19986	CHIPPING SODBURY Exc Award (06/30/2017, 06/30/2024)	12/16/1970	Active	12	0	1	-7.69%	17	18	0	Y		N	04/2025			
29542	CORBY & DISTRICT Exc Award (06/30/2024)	06/28/1974	Active	10	0	0	0.00%	14		0	Y			10/2024			
55699	COVENTRY GODIVA Exc Award (06/30/2018, 06/30/2022, 06/30/2023, 06/30/2024)	05/16/1994	Active	52	0	1	-1.89%	53	2	0	Y		N	06/2025			
154787	Coventry Holybush	06/20/2023	Active	0	0	0	0.00%	16		1	N	None		11/2024			
45911	COVENTRY LEOFRIC Exc Award (06/30/2019, 06/30/2020, 06/30/2021, 06/30/2022, 06/30/2023, 06/30/2024)	03/25/1986	Active	24	0	0	0.00%	30		2	Y			07/2025			
154603	Coventry Phoenix Exc Award (06/30/2024)	06/13/2023	Active	42	0	0	0.00%	28		0	Y			03/2025			90+ Days
154693	Coventry Sonali	06/13/2023	Active	20	0	0	0.00%	18		0	Y	4		09/2024			
154788	Coventry Trinity	06/20/2023	Active	0	0	0	0.00%	18		1	N	None		11/2024			
44752	DROITWICH	03/11/1985	Active	24	0	0	0.00%	20		2	Y		N	06/2025			



Club Health Assessment for District 105CW through July 2025

			Status	Membership					Reports					Finance	LCIF	
Club Number	Club Name	Charter Date	Times in Status Quo in Past 2 Years	Current Member Count **	YTD Members Added	YTD Members Dropped	YTD Net Growth% ***	Member Count 1 Year Ago	Dropped Members Avg.Length of Service	Months Since Membership Update	Current Officers Reported ****	Current President Repeated Term	VP Reported *****	Last Date Reported Service (mm/yyyy)	Account Balance	YTD Donations
Exc Award (06/30/2024)																
45912	DUDLEY	03/21/1986	Active	3	0	0	0.00%	7		0	Y	2		07/2025		
39814	DURSLEY	04/28/1981	Active	29	0	0	0.00%	31		2	Y		N	11/2023		
61695	FISHGUARD AND GOODWICK	03/31/1999	Active	4	0	0	0.00%	5		1	Y	5		03/2020		
19993	FOREST OF DEAN L C	02/22/1973	Active	12	0	0	0.00%	11		4	Y	2	R	06/2025		
19964	GLANTAW SWANSEA VALLEY	11/08/1973	Active	10	0	1	-9.09%	13	20	0	Y	3		07/2024		
Exc Award (06/30/2016, 06/30/2018)																
19965	GOWER & LLWCHWR ESTUARY	01/11/1971	Active	8	0	0	0.00%	14		1	Y	3	N	07/2025		
Exc Award (06/30/2018, 06/30/2021, 06/30/2023)																
117658	HARBOROUGH TWENTY 12	08/15/2012	Active	17	0	0	0.00%	17		1	Y			06/2025		
Exc Award (06/30/2023)																
19996	HEREFORD	03/24/1959	Active	21	0	0	0.00%	27		1	Y	2	N	09/2024		
30112	HINCKLEY BURBAGE	01/10/1975	Active	14	0	0	0.00%	14		12	Y	2		07/2025		
Exc Award (06/30/2022)																
19806	KENILWORTH	06/09/1969	Active	58	0	0	0.00%	58		1	Y		N	06/2025		
Exc Award (06/30/2023, 06/30/2024)																
19807	KETTERING & DISTRICT L C	12/27/1972	Active	21	0	0	0.00%	19		3	Y	5		10/2024		
28150	KIDDERMINSTER&DISTRICT	03/15/1974	Active	5	0	0	0.00%	5		15	Y	6	N	12/2024		
30204	KINGSWINFORD-STOURBRI DGE	02/05/1975	Active	13	0	0	0.00%	16		3	Y	4		02/2025		
31757	KNOWLE & DORRIDGE	02/24/1976	Active	14	0	0	0.00%	12		1	Y			06/2023		\$685.62
35387	LECHLADE & DISTRICT	04/07/1978	Active	26	2	0	8.33%	26		0	Y			06/2025		
Exc Award (06/30/2021, 06/30/2024)																
19792	LEICESTER CHARNWOOD	01/28/1974	Active	37	0	2	-5.13%	39	16	0	Y		N	04/2025		
Exc Award (06/30/2023, 06/30/2024)																
19810	LEICESTER HOST	04/18/1952	Active	15	1	0	7.14%	14		0	Y		IP	10/2024		
Exc Award (06/30/2023)																
42682	LLANTWIT MAJOR AND COWBRIDGE	05/26/1983	Active	20	0	0	0.00%	21		1	Y			07/2024		
38813	LUTTERWORTH	07/21/1980	Active	1	0	0	0.00%	7		0	N			10/2024		
Exc Award (06/30/2023)																




Club Health Assessment for District 105CW through July 2025

			Status	Membership					Reports					Finance	LCIF	
Club Number	Club Name	Charter Date	Times in Status Quo in Past 2 Years	Current Member Count **	YTD Members Added	YTD Members Dropped	YTD Net Growth% ***	Member Count 1 Year Ago	Dropped Members Avg.Length of Service	Months Since Membership Update	Current Officers Reported ****	Current President Repeated Term	VP Reported *****	Last Date Reported Service (mm/yyyy)	Account Balance	YTD Donations
30473	MALVERN HILLS	03/31/1975	Active	10	0	0	0.00%	10		1	Y	4		12/2020	90+ Days	\$50.00
34121	MARSTON GREEN & DIST L C	06/24/1977	Active	15	0	0	0.00%	16		7	Y	2		09/2024		
Exc Award (06/30/2021, 06/30/2023)																
29383	MELTON MOWBRAY	05/23/1974	Active	19	1	0	5.56%	27		0	Y		IP	06/2025		
Exc Award (06/30/2022, 06/30/2023, 06/30/2024)																
19968	NEWPORT	01/25/1965	Active	20	0	0	0.00%	18		1	Y	2	R	02/2025		
19821	NORTHAMPTON	09/25/1968	Active	13	0	0	0.00%	9		2	Y	4		07/2025		
Exc Award (06/30/2023)																
154793	Northampton Castle	06/20/2023	Active	6	0	0	0.00%	9		1	Y	4		09/2024		
39063	NORTHAMPTON EIGHTY	11/17/1980	Active	8	0	0	0.00%	8		3	Y			09/2024		
38868	OADBY & WIGSTON	08/13/1980	Active	16	0	0	0.00%	22		1	N	3		12/2024		
Exc Award (06/30/2024)																
38176	PEMBROKE & PEMBROKE DOCK L C	03/11/1980	Active	17	2	0	13.33%	14		0	Y	4	R	07/2025		
Exc Award (06/30/2022)																
38977	PORTHCAWL	10/21/1980	Active	20	0	0	0.00%	22		0	Y		N	10/2023		
19829	REDDITCH	06/19/1972	Active	15	0	0	0.00%	15		1	Y			07/2025		
20008	ROSS ON WYE	03/02/1971	Active	26	0	0	0.00%	22		1	Y	2		07/2025		
Exc Award (06/30/2018, 06/30/2023)																
19832	RUGBY ROKEBY L C	01/18/1968	Active	22	0	0	0.00%	19		1	Y	2	R	06/2025		
Exc Award (06/30/2021, 06/30/2022)																
30737	RUSHDEN & DISTRICT	05/13/1975	Active	6	0	0	0.00%	7		8	Y	16		06/2025		
Exc Award (06/30/2023)																
30475	RUTLAND	03/31/1975	Active	25	2	0	8.70%	24		0	Y			11/2024		
Exc Award (06/30/2023, 06/30/2024)																
105008	SANDWELL	03/18/2009	Active	22	0	0	0.00%	22		3	Y		N	07/2025		
Exc Award (06/30/2021)																
39288	SEVERN DEAN L C	01/06/1981	Active	14	0	0	0.00%	15		1	Y		R	06/2025		
Exc Award (06/30/2024)																
19834	SHAKESPEARE L C	01/26/1967	Active	31	0	0	0.00%	37		2	Y		N	05/2025		
34669	SHIRLEY	11/17/1977	Active	23	0	0	0.00%	26		0	N		N	07/2025		
																\$137.12



Club Health Assessment for District 105CW through July 2025


			Status	Membership						Reports				Finance	LCIF	
Club Number	Club Name	Charter Date	Times in Status Quo in Past 2 Years	Current Member Count **	YTD Members Added	YTD Members Dropped	YTD Net Growth% ***	Member Count 1 Year Ago	Dropped Members Avg.Length of Service	Months Since Membership Update	Current Officers Reported ****	Current President Repeated Term	VP Reported *****	Last Date Reported Service (mm/yyyy)	Account Balance	YTD Donations
Exc Award (06/30/2017, 06/30/2021, 06/30/2022, 06/30/2023)																
19836	SOLIHULL	06/24/1969	Active	12	0	0	0.00%	11		0	N	None		09/2024		
19837	SOUTHAM	05/21/1971	Active	26	0	0	0.00%	29		0	Y	2		06/2025		
39555	STOUR VALLEY	03/10/1981	Active	14	0	1	-6.67%	16	3	0	N	4	R	06/2025		
Exc Award (06/30/2024)																
19840	SUTTON COLDFIELD AND ERDINGTON	04/11/1962	Active	10	0	0	0.00%	10		24	Y	4		05/2022		
19969	SWANSEA	05/16/1968	Active	6	0	0	0.00%	6		25	Y	3		07/2024		
33723	TENBY AND DISTRICT	04/30/1977	Active	12	0	0	0.00%	17		1	Y	2		10/2024		
20014	TETBURY	10/23/1973	Active	24	1	0	4.35%	26		0	Y		N	09/2024	90+ Days	
47786	THORNBURY	10/19/1987	Active	14	0	0	0.00%	15		3	Y		IP	10/2024		
102582	THURNBY	06/21/2008	Active	1	0	0	0.00%	10		1	N	2		10/2024		
19843	WARWICK	01/19/1961	Active	19	0	0	0.00%	18		3	Y		N	07/2024		\$685.62
153906	Warwickshire Coaching	05/17/2023	Active(1)	6	0	0	0.00%	10		1	Y	2		09/2024		
19845	WELLESBOURNE	08/03/1971	Active	20	0	0	0.00%	14		3	Y	3		06/2025		
Exc Award (06/30/2022)																
19852	WORCESTER WORCS	07/01/1969	Active	5	0	0	0.00%	4		1	Y	2		07/2024		\$171.41
34122	WOTTON UNDER EDGE	06/16/1977	Active	32	0	0	0.00%	30		2	Y	4		09/2024	90+ Days	
Exc Award (06/30/2024)																

Clubs Cancelled Previous Fiscal Year – Clubs Cancelled within last 12 months may be reinstated

Club Number	Club Name	Charter Date	Current Status*	Cancellation Date
49348	ALDRIDGE & DIST	03/29/1989	Cancelled(6*)	12/30/2024
49170	COTSWOLD FOSSEWAY	01/25/1989	Cancelled(6*)	12/30/2024
39064	KINGTON	11/10/1980	Cancelled(6*)	06/29/2025
29304	MONMOUTH GWENT	05/17/1974	Cancelled(6*)	12/30/2024
29134	TOWCESTER & DISTRICT	04/03/1974	Cancelled(6*)	12/30/2024
29859	WALSALL	10/14/1974	Cancelled(6*)	01/29/2025
19844	WELLINGBOROUGH & DISTRICT	10/23/1973	Cancelled(6*)	12/30/2024



Club Health Assessment for District 105CW through July 2025

<div>International Club of Presidents</div>						Status		Membership					Reports				Finance		LCIF
						Times in Status Quo in Past 2 Years	Current Member Count **	YTD Members Added	YTD Members Dropped	YTD Net Growth% ***	Member Count 1 Year Ago	Dropped Members Avg.Length of Service	Months Since Membership Update	Current Officers Reported ****	Current President Repeated Term	VP Reported *****	Last Date Reported Service (mm/yyyy)	Account Balance	YTD Donations
Club Number	Club Name		Charter Date																
Current Total Clubs Count	YTD New Clubs Count	YTD Cancelled Clubs Count	YTD Net Club Gain	Current Total Members Count	YTD Add	YTD Drop	YTD Net Growth %	Member Count 12 Months Ago	Average Member Count Per Club	% of Clubs with less than 20 members	% No Officer Report in 12 Months	% of Clubs with balance 90+ days	Number of Clubs in Status Quo	% Status Quo Clubs in Financial Suspension	Number of Cancelled Clubs	Average Cancelled Club Age	Members Lost Due to Cancellation	% of Clubs Cancelled for Non-Financial Reasons	
93	0	0	0	1,583	14	10	4	0.25%	1,563	17	63%	3%	5%	0	0%	0	0	0	0%

* - P - Priority Club. Cancellation Reasons: 1-Objectives/conduct, 2-Non-active club, 5-Non-existing club, 6-Disbanding, 7-Merger, 8-Financial Suspension, 9-District/Multiple District Dues.

** Red denotes below 15 active members.

*** Red denotes 20% + loss.

**** Y - all 3 (President, Secretary, Treasurer) club officers reported, N - not all 3 reported.

***** Abbreviation: N-New, IP-Immediate Past, R-Repeat.